First time I switch on the GPS

Copyright ERTF

✓ Turning on

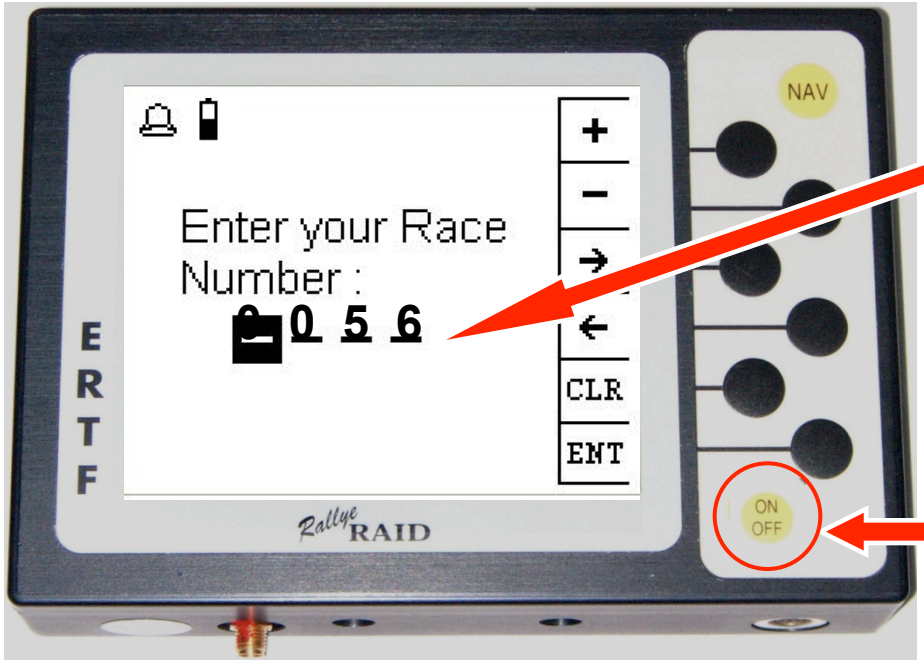

I enter my race number

Using + and – keys

(Only for the first GPS activation)

Switch on: Press for a short time

Switch off: Press about 3s

Copyright ERTF

My typical day

✓The previous evening, I receive the stage code



I press on COD key

(Main navigation page: NAV or INI)

Copyright ERTF

I enter the code for the day

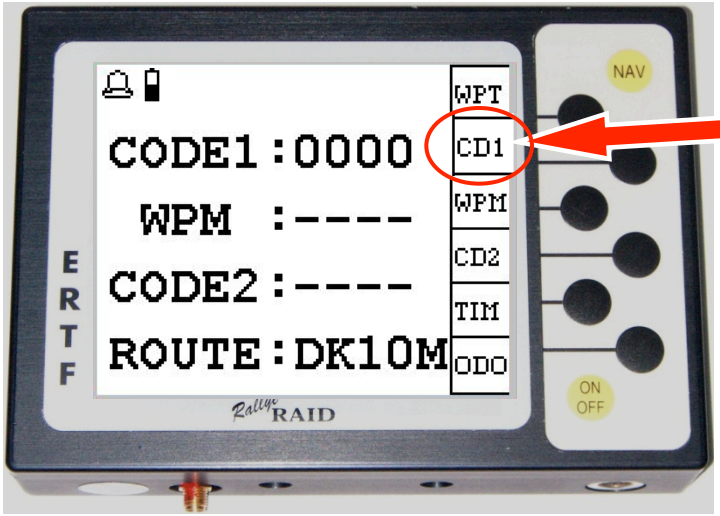

I press on CD1 key

I enter the code

I press on ENT key to validate for the day

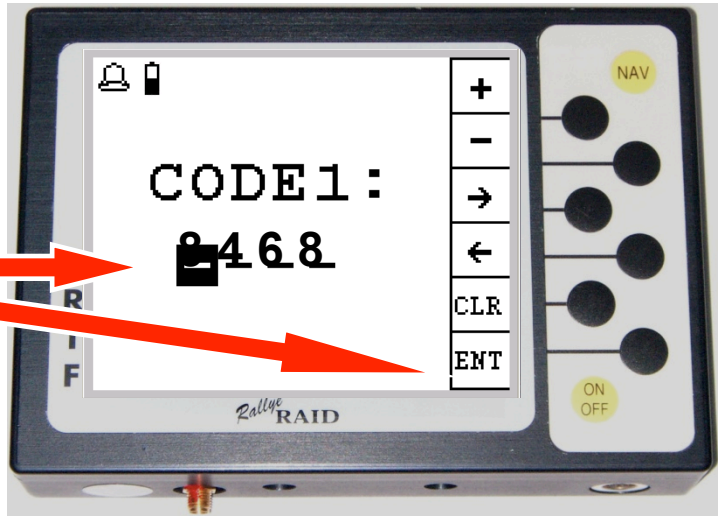

Copyright ERTF

✓ I check that my GPS is working (power on, satellite reception)

: - Indicates the bad satellites reception
- Disappears few minutes after the switch on

: Power by external pack batteries

: Power by the vehicule



Copyright ERTF

✓ I begin my navigation:

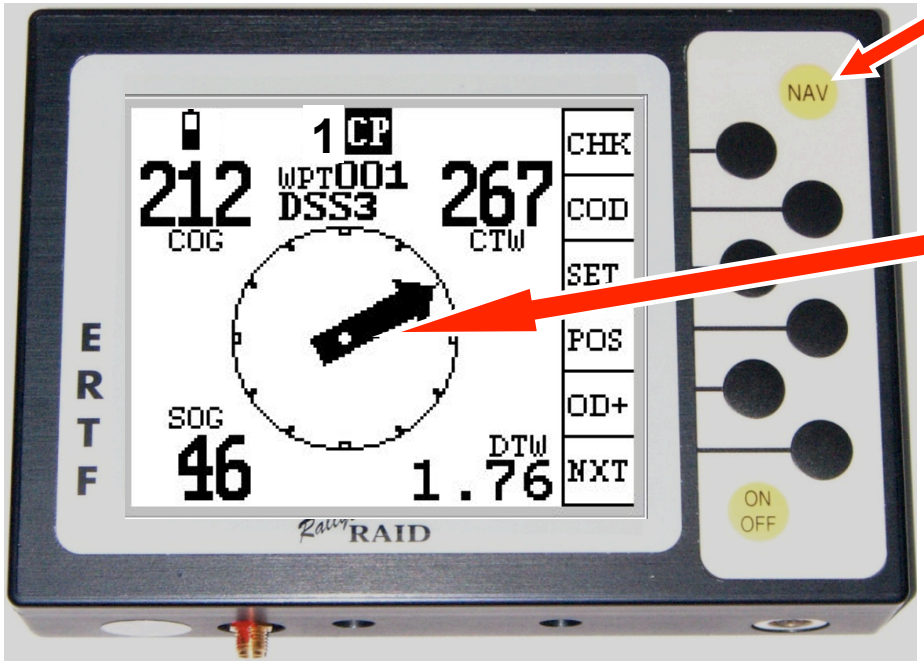

NAV (INI for Cars) :To come back to the main navigation screen at any time

The arrow appears on the GPS indicating the target waypoint direction

As soon as I am less than 90m or 200m from the target point, the GPS goes to the next Waypoint

Copyright ERTF

✓ I drive towards a masked waypoint :

CP counter : number of validated Wpt

Number and name of the target WayPoinT

Course Over Ground: Direction followed by the vehicle

Course To Waypoint : Is masked



Speed Over Ground : Speed of the vehicle

Distance To Waypoint : Is masked

Copyright ERTF

I am in a visibility radius



Course To Waypoint : Is visible

Visibility radius: 3 km or 800m

The arrow appears on the GPS indicating the target waypoint direction (Navigation information visible)

Distance To Waypoint: Is visible

I validate my Wpt

My Wpt is automatically validated if, and only if, I drive in a 90m or 200m radius.

As soon as it is validated the GPS goes automatically to the next waypoint

(ex: here « Wpt 003 »)

Copyright ERTF

✓If I miss a waypoint and I want to point to the next one



NXT : to modify target waypoint

To skip to the next waypoint

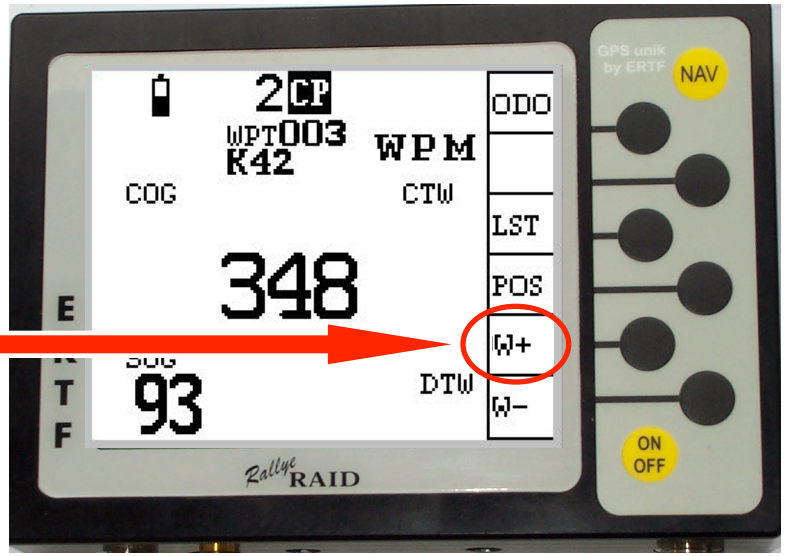

Copyright ERTF

✓ Speed control

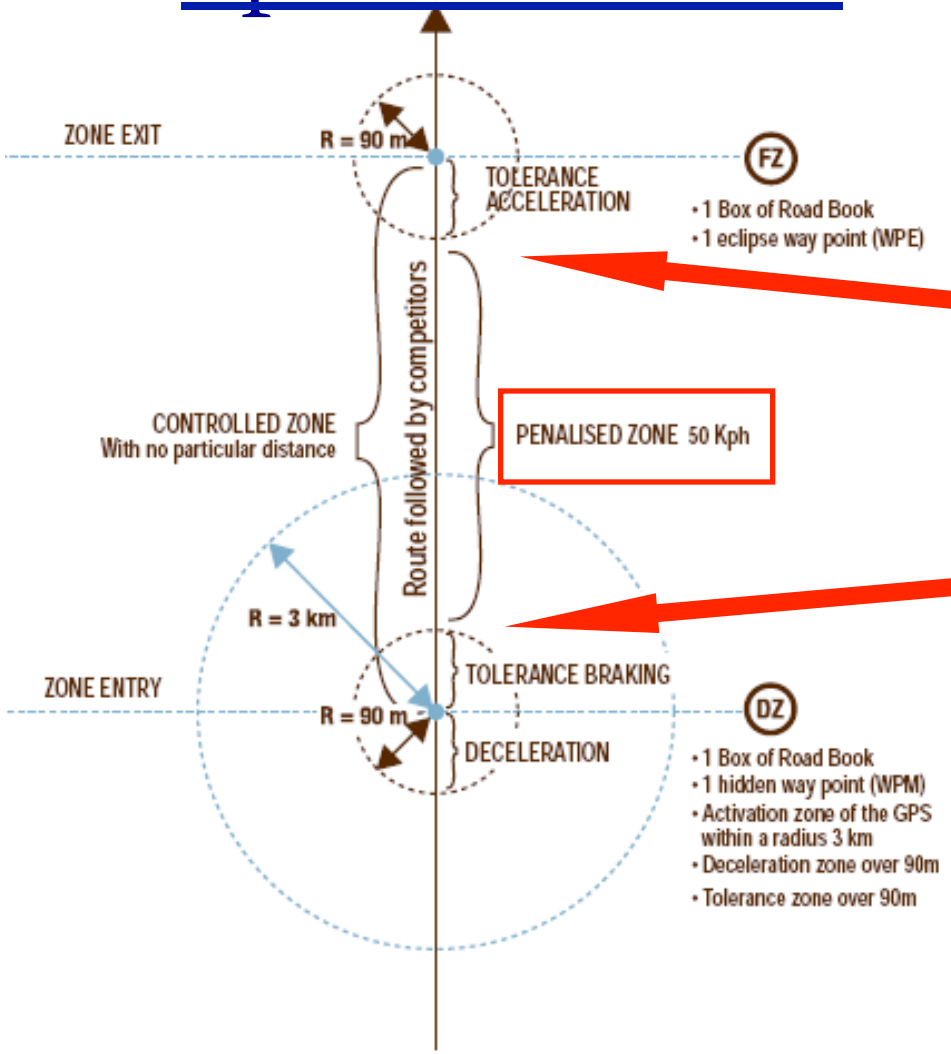

The penalty zone finishes at the entry of radius FZ

The penalty zone always starts at the exit of radius DZ.

Copyright ERTF

I enter in a DZ:

Incoming speed control



Copyright ERTF

I am in the speed control zone:



Copyright ERTF

✓Odometer function OD+:



Stop and adjustement of total counter

Direct modification (hundreds meters) of TOTAL counter

For a manual advance to the next WPT

For a manual return to previousWPT

(From the main page (NAVor INI), I press on OD+ key.)

Copyright ERTF

✓ I reach the Bivouac: Check-up and control of my way:

GPS serial number

Competitor race number

Stage name

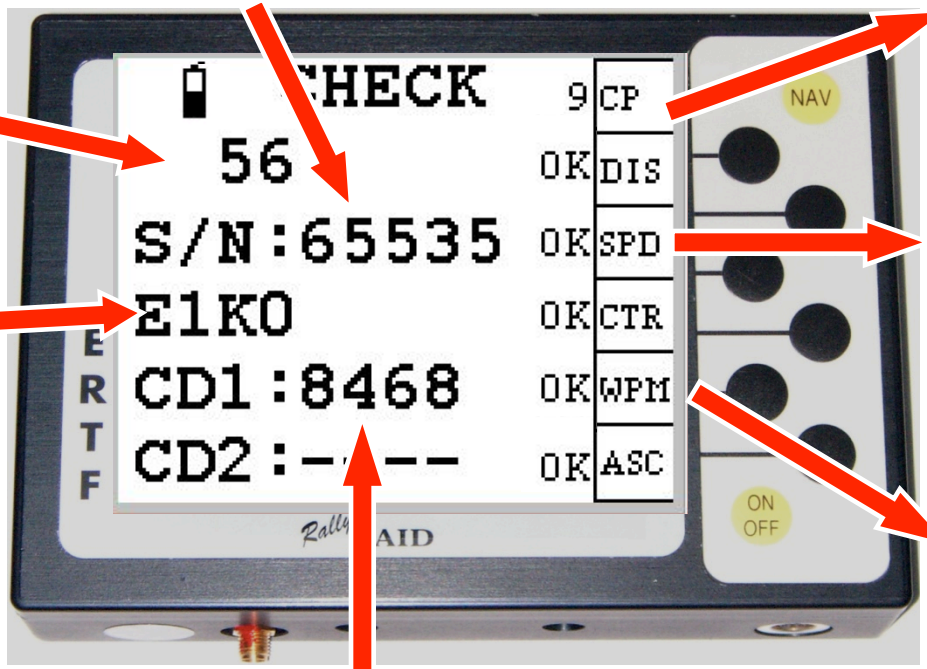

Number of Waypoints CP not passed

Number of overspeeds

Number of masked waypoints revealed by unlock code

GPS Code entered for the stage

Copyright ERTF

FOR MORE INFORMATION :

CONTACT ERTF TEAM

Copyright ERTF